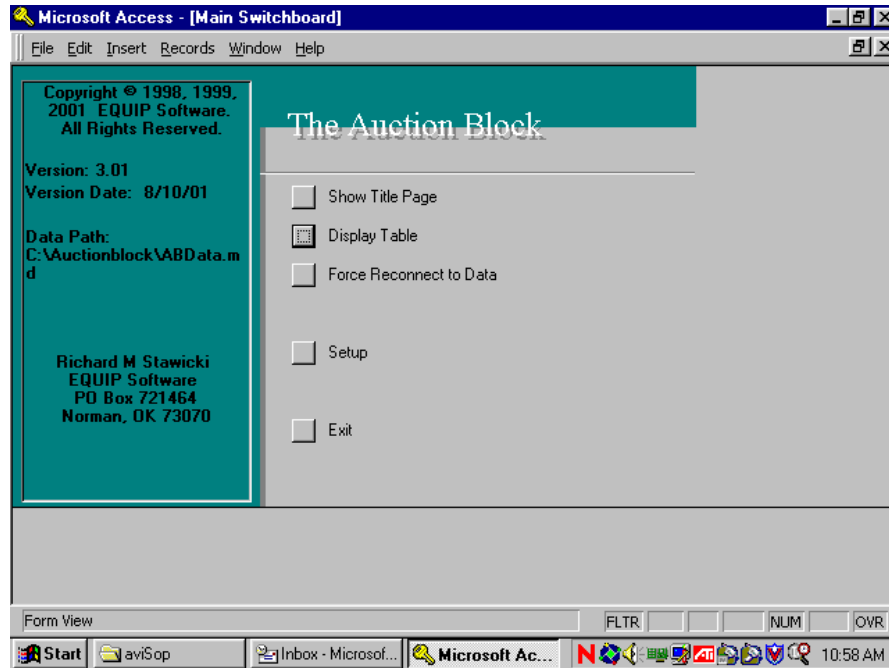


About The Auction Block

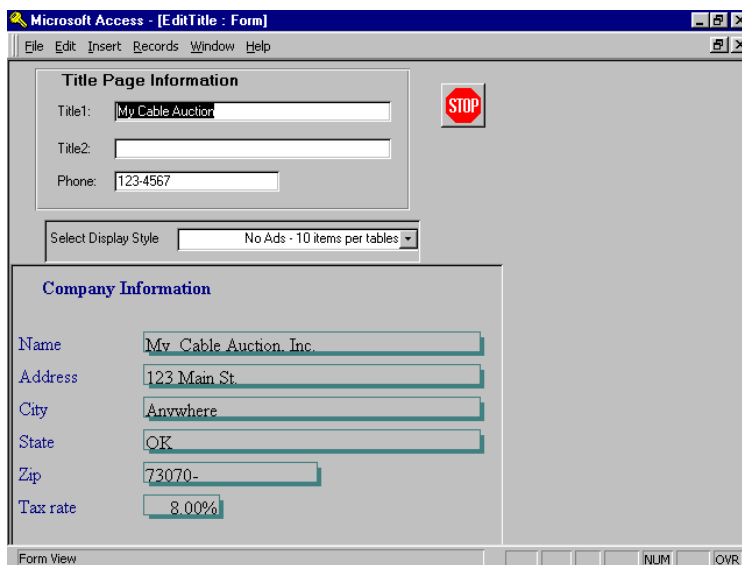
The Auction Block was specifically developed to support live auctions via Cable or Broadcast TV. It is an enhanced version of an earlier program, The Auctioneer. It is divided into three parts. The Display, the Backroom, and the database itself, referred to as the back-end.

The Auction Block Display

The Display is the program which is seen by the Television viewers.



Title Page and Company Information can be entered from the Display setup page or from the Backroom setup page. However, the Display Type can only be set from the Display.



There are two basic types of display, each with 2 variations.

The screenshot shows a Microsoft Access form in 'Form View'. The title bar reads 'Microsoft Access - [EditTitle : Form]'. The menu bar includes 'File', 'Edit', 'Insert', 'Records', 'Window', and 'Help'. The form is divided into two main sections: 'Title Page Information' and 'Company Information'. In the 'Title Page Information' section, there are text boxes for 'Title1' (containing 'My Cable Auction'), 'Title2', and 'Phone' (containing '123-4567'). A red 'STOP' sign icon is visible to the right. Below this, a 'Select Display Style' dropdown menu is open, showing four options: 'No Ads - 10 items per tables' (selected), '2 ads - 10 items per table', 'No Ads - 10 items w/change', and '2 Ads - 10 items w/change'. The 'Company Information' section contains text boxes for 'Name' ('My Cable Auction, Inc.'), 'Address' ('123 Main St.'), 'City' ('Anywhere'), 'State' ('OK'), 'Zip' ('73070-'), and 'Tax rate' ('8.00%'). At the bottom of the form, there are 'Form View', 'NUM', and 'OVR' buttons.

Here is an example of *No Ads – 10 Items per table*.
 Note that the bid amount is in even dollars.

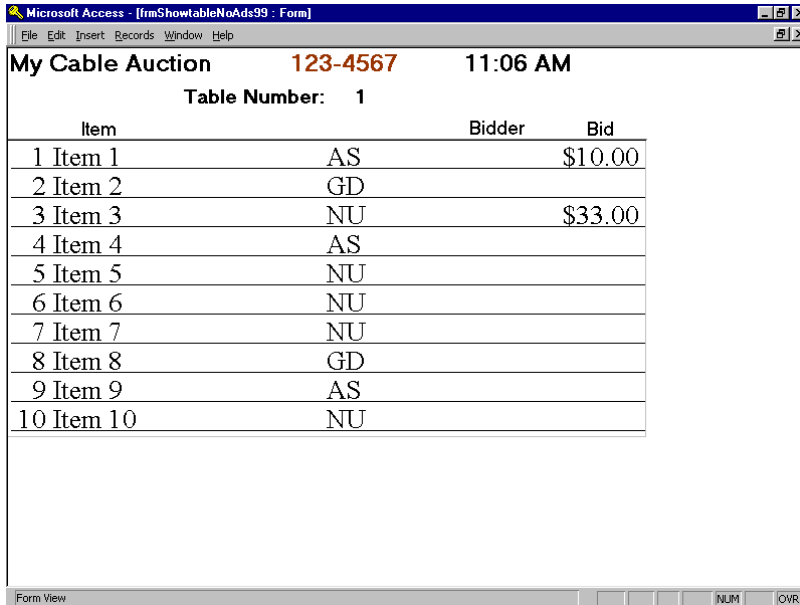
The screenshot shows a Microsoft Access form in 'Form View' displaying a table. The title bar reads 'Microsoft Access - [frmShowtableNoAds : Form]'. The menu bar includes 'File', 'Edit', 'Insert', 'Records', 'Window', and 'Help'. The table has a header row with columns 'Item', 'Bidder', and 'Bid'. The data rows are as follows:

Item	Bidder	Bid
1 Item 1	AS	\$10
2 Item 2	GD	
3 Item 3	NU	\$33
4 Item 4	AS	
5 Item 5	NU	
6 Item 6	NU	
7 Item 7	NU	
8 Item 8	GD	
9 Item 9	AS	
10 Item 10	NU	

At the top of the form, there is a header area with 'My Cable Auction' in bold, '123-4567' in red, and '11:05 AM'. Below this, it says 'Table Number: 1'. At the bottom of the form, there is a 'Calculating...' status bar and 'NUM' and 'OVR' buttons.

Here is an example of *No Ads – 10 Items w/Change*.

The only difference between this choice and the one above is that bids are not shown in whole dollars.



Microsoft Access - [frmShowTableNoAds99 : Form]

File Edit Insert Records Window Help

My Cable Auction 123-4567 11:06 AM

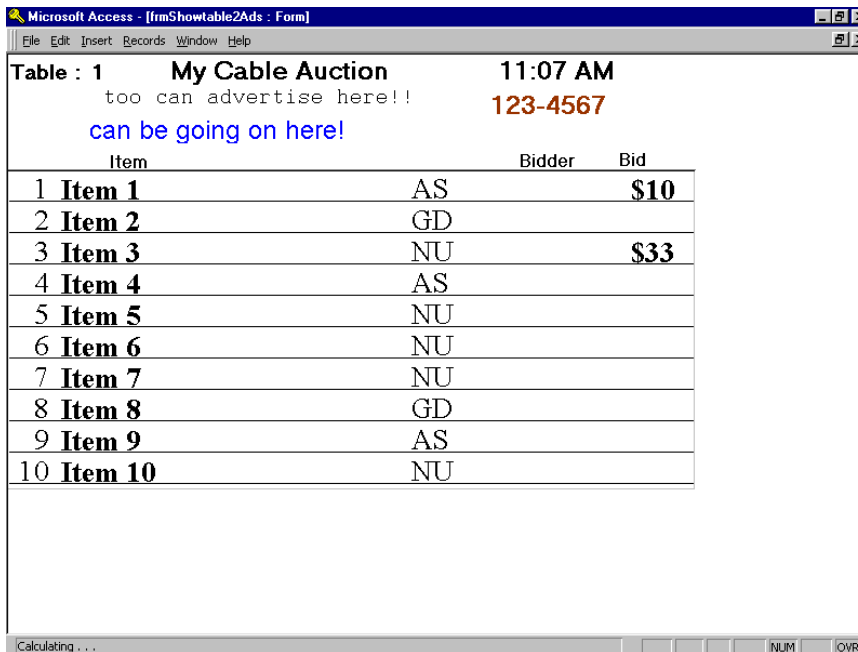
Table Number: 1

Item	Bidder	Bid
1 Item 1	AS	\$10.00
2 Item 2	GD	
3 Item 3	NU	\$33.00
4 Item 4	AS	
5 Item 5	NU	
6 Item 6	NU	
7 Item 7	NU	
8 Item 8	GD	
9 Item 9	AS	
10 Item 10	NU	

Form View NUM OVR

Below is an example of *2 Ads- 10 Items*.

This allows you to show up to two scrolling ad windows, which are controlled through the Backend. Scrolling speed, color and font can all be controlled.



Microsoft Access - [frmShowTable2Ads : Form]

File Edit Insert Records Window Help

Table : 1 My Cable Auction 11:07 AM

too can advertise here!! 123-4567

can be going on here!

Item	Bidder	Bid
1 Item 1	AS	\$10
2 Item 2	GD	
3 Item 3	NU	\$33
4 Item 4	AS	
5 Item 5	NU	
6 Item 6	NU	
7 Item 7	NU	
8 Item 8	GD	
9 Item 9	AS	
10 Item 10	NU	

Calculating . . . NUM OVR

When a table has been sold, the winning bid information is displayed.

Table : 1 **My Cable Auction** 11:12 AM
! **123-4567**

Item		Bidder	Bid
1 Item 1	AS S	1	\$10
2 Item 2	GD S	2	\$22
3 Item 3	NU S	1	\$33
4 Item 4	AS S	4	\$44
5 Item 5	NU S	5	\$55
6 Item 6	NU S	2	\$66
7 Item 7	NU S	3	\$77
8 Item 8	GD S	4	\$88
9 Item 9	AS S	5	\$99
10 Item 10	NU S	4	\$100

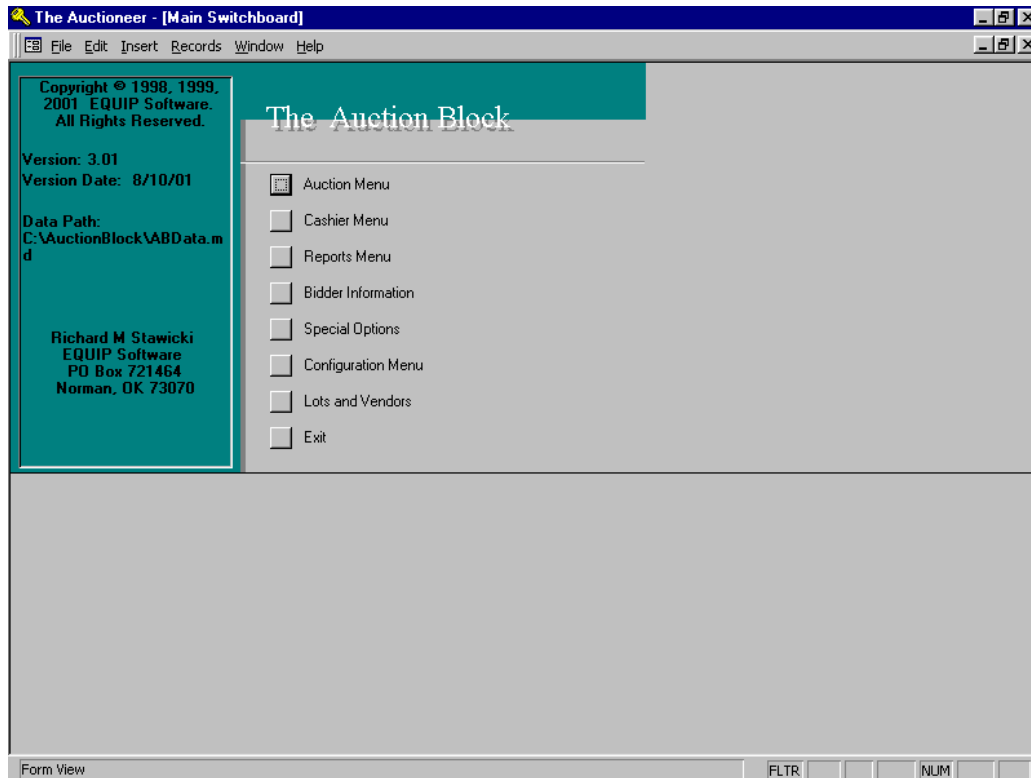
Calculating . . . NUM

There is a hidden control just to the right of the current time and phone number, which can be clicked on to exit this page.

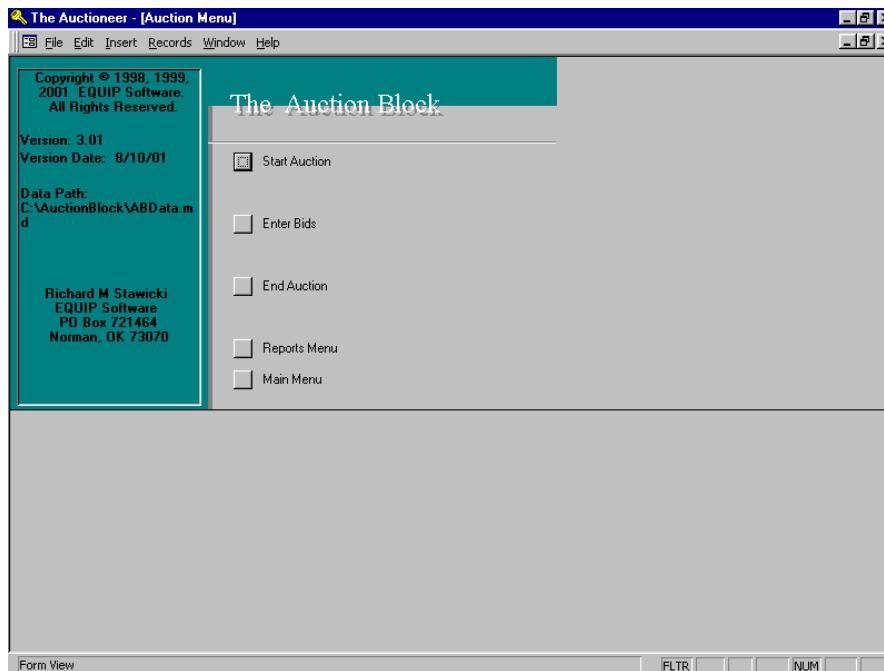
The Auction Block Backroom

The Auction Block Backroom is used by the auction workers to actually “work” the auction (*hence the name backroom*).

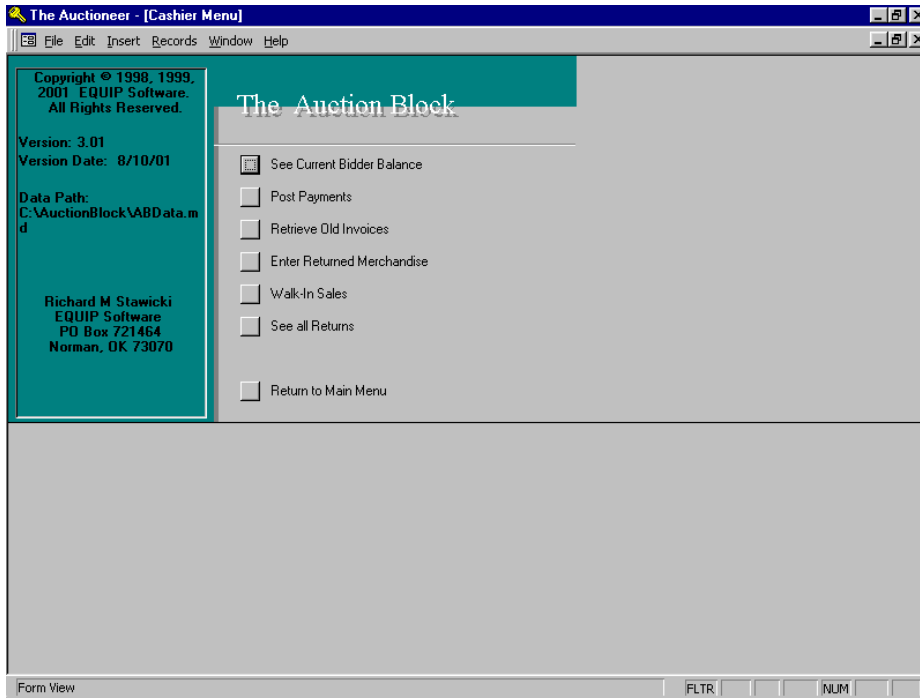
Shown here is the main menu to The Auction Block



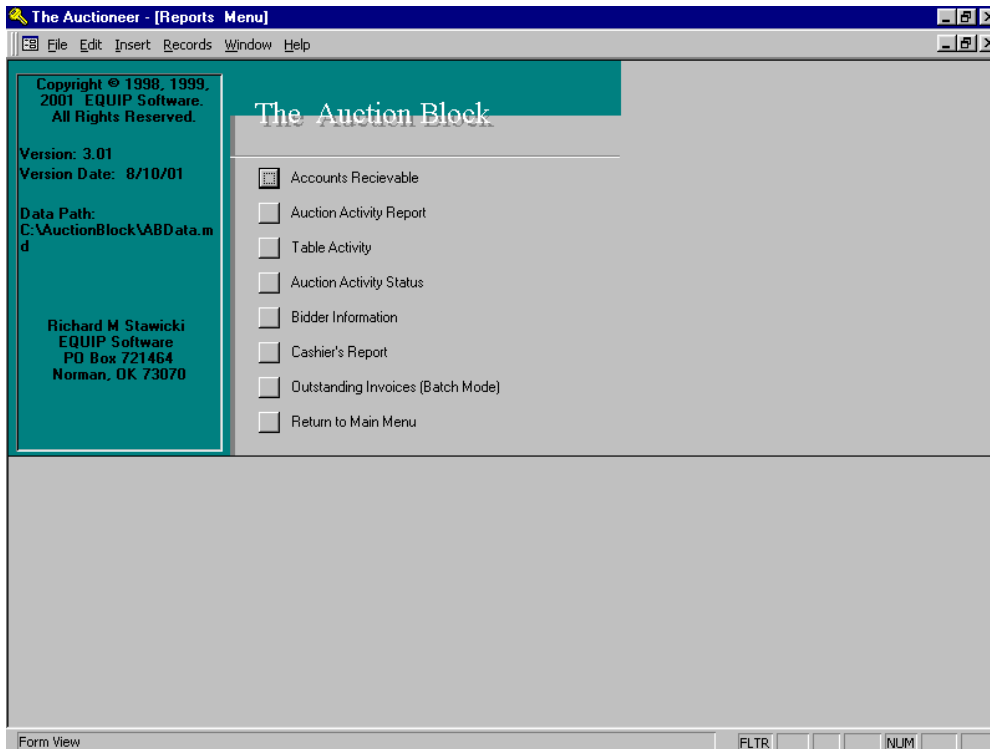
The Auction Menu



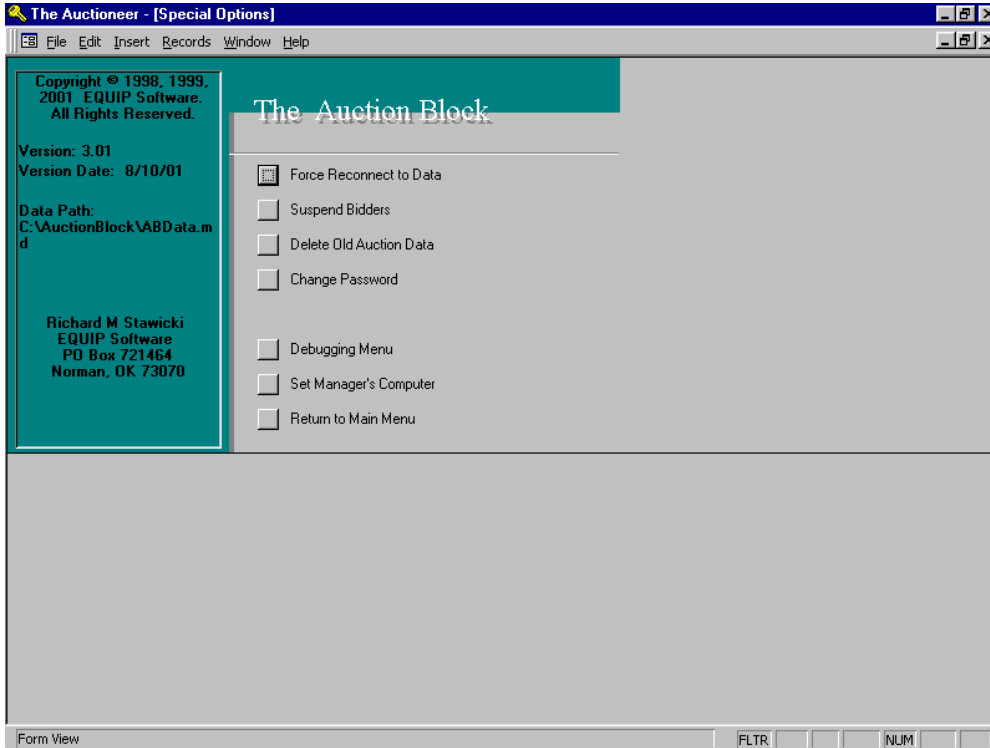
The Cashier's Menu.



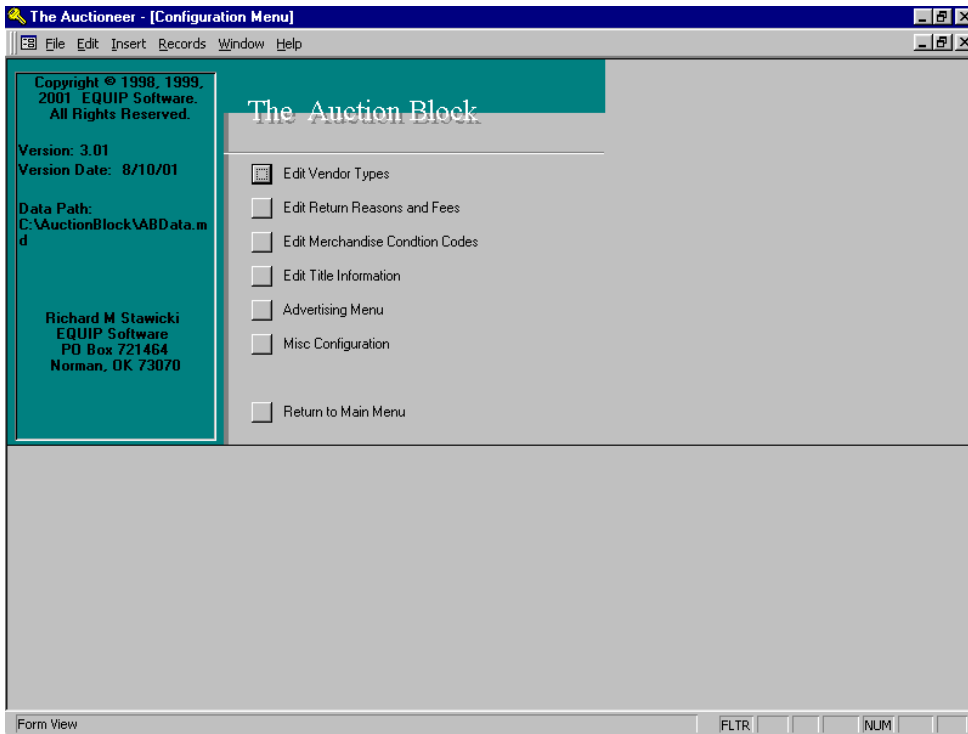
The Report Menu.



Special Options Menu



Configuration Menu



Lots and Vendors Menu

The screenshot shows a software window titled "The Auctioneer - [Lots and Merchandise]". The menu bar includes File, Edit, Insert, Records, Window, and Help. On the left, a teal sidebar contains copyright information (1998, 1999, 2001 EQUIP Software), version details (3.01, 8/10/01), a data path (C:\AuctionBlock\ABDdata.m d), and contact information for Richard M Stawicki. The main area is titled "The Auction Block" and lists several menu items with checkboxes: "See / Edit / Add Lots", "See /Edit /Add Vendors", "Vendor Information (Report)", "Sales by Lot and Vendor (Report)", "Vendor Sales (Rollovers)", "Delete Lots", and "Return to Main Menu". A "Form View" status bar is at the bottom left, and a "FLTR" button is at the bottom right.

Bidder Information

The screenshot shows a software window titled "The Auctioneer - [Bidder Information]". The menu bar includes File, Edit, Insert, Records, Window, and Help. An "Add Record" button is in the top left, and a red "STOP" button is in the top right. Below the title bar are dropdown menus for "Number", "Last Name", and "Phone #". The main form area contains fields for "Bidder ID" (with a small '3' icon), "Last Name" (filled with "Doe"), and "First Name" (filled with "Jane"). There are also fields for "Address", "City", "State", "Zip Code", "Phone Number", and "Comments". On the right side, there is a "House" checkbox, a "Record Start Date" field (filled with "4/30/02"), a "Status" section with radio buttons for "Active" (selected), "Inactive", and "Suspended", and a "Suspend Date" field. At the bottom left, there are fields for "Tax Exempt#" and "PIN", with a "Tax Exempt" checkbox. A "Check Current Balance" button is located at the bottom right of the form area. The status bar at the bottom shows "Record: 1 of 5" and "Form View".

Entering Bids during the Auction

The Auctioneer - [Enter Bids : Form]

File Edit Insert Records Window Help

Enter Bids Table : 1

Item	Description	Bidder	Bid	Pass
1	Item 1 AS	1 - Richard Stawicki	SOLD \$10.00	
2	Item 2 GD	2 - John Doe	SOLD \$22.00	
3	Item 3 NU	1 - Richard Stawicki	SOLD \$33.00	
4	Item 4 AS	4 - John Smith	SOLD \$44.00	
5	Item 5 NU	5 - John Q Public	SOLD \$55.00	
6	Item 6 NU	2 - John Doe	SOLD \$66.00	
7	Item 7 NU	3 - Jane Doe	SOLD \$77.00	
8	Item 8 GD	4 - John Smith	SOLD \$88.00	
9	Item 9 AS	5 - John Q Public	SOLD \$99.00	
10	Item 10 NU	4 - John Smith	SOLD \$100.00	

Bidder: New Bidder Item: Bid Amount:

Press F1 to replot current bids

Form View

Rolling an item over

The Auctioneer - [Enter Bids : Form]

File Edit Insert Records Window Help

Enter Bids Table : 1

Item	Description	Bidder	Bid	Pass
1	Item 1 AS	1 - Richard Stawicki	\$10.00	
2	Item 2			
* -3 *	Item 3			
4	Item 4			
5	Item 5			
6	Item 6			
7	Item 7			
8	Item 8			
9	Item 9			
10	Item 10			

Record: 1 of 1

Bidder: New Bidder Item: Bid Amount:

Press F1 to replot current bids

Quantity on hand for THIS auction

Selling pass items (roll-overs)

The Auctioneer - [Enter Bids : Form]

File Edit Insert Records Window Help

Enter Bids Table : 1

Item	Description	Bidder	Bid	Pass
1	Item 1 AS	1 - Richard Stawicki	SOLD \$10.00	
2	Item 2 GD	2 - John Doe	SOLD \$22.00	
* 3 *	Item 3 NU	1 - Richard Stawicki	\$33.00 *	1
4	Item 4 AS	4 - John Smith	SOLD \$44.00	
5	Item 5 NU	5 - John Q Public	SOLD \$55.00	
6	Item 6 NU	2 - John Doe	SOLD \$66.00	
7	Item 7 NU	3 - Jane Doe	SOLD \$77.00	
8	Item 8 GD	4 - John Smith	SOLD \$88.00	
9	Item 9 AS	5 - John Q Public	SOLD \$99.00	
10	Item 10 NU	4 - John Smith	SOLD \$100.00	

Bidder: New Bidder Item: Quantity: Submit Bid

Press F1 to replot current bids

Form View NUM

View from the manager's computer (if designated)

The Auctioneer - [Enter Bids : Form]

File Edit Insert Records Window Help

Enter Bids Table : 2

Item	Description	Bidder	Bid	Pass
1	item 11	1 - Richard Stawicki	\$1.00	
2	Item 12	2 - John Doe	\$2.00	
3	Item 13	3 - Jane Doe	\$3.00	
4	Item 14	4 - John Smith	\$4.00	
5	Item 15	5 - John Q Public	\$5.00	
6	Item 16	1 - Richard Stawicki	\$6.00	
7	item 17	2 - John Doe	\$7.00	
8	item 18	3 - Jane Doe	\$8.00	
9	item 19	4 - John Smith	\$9.00	
10	item 20	1 - Richard Stawicki	\$10.00	

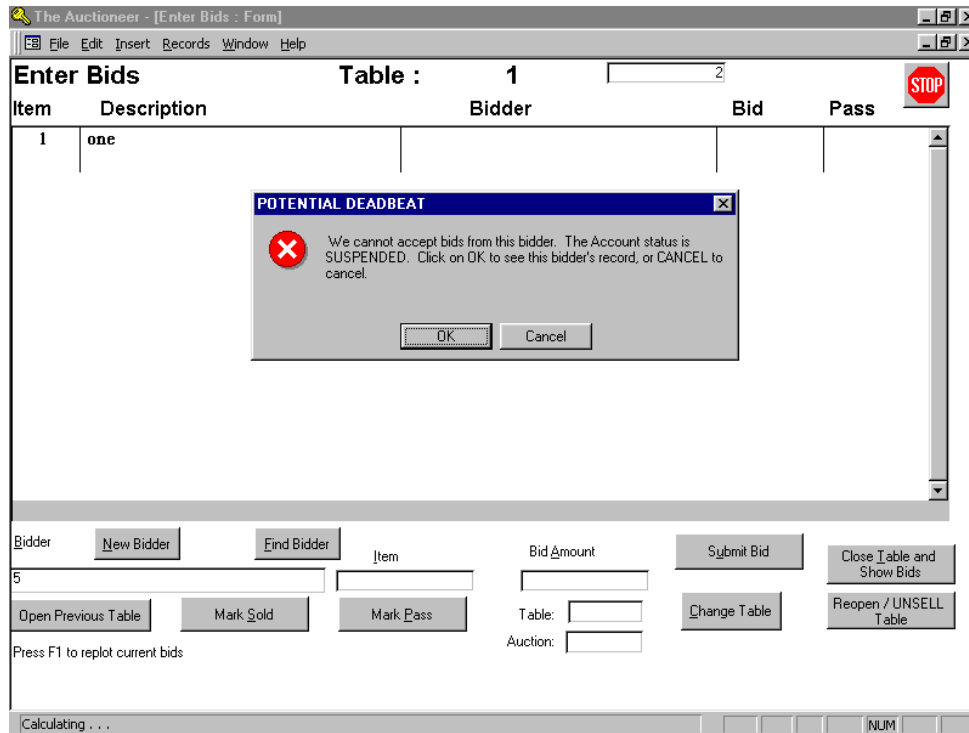
Bidder: New Bidder Item: Bid Amount: Submit Bid

Table: Auction:

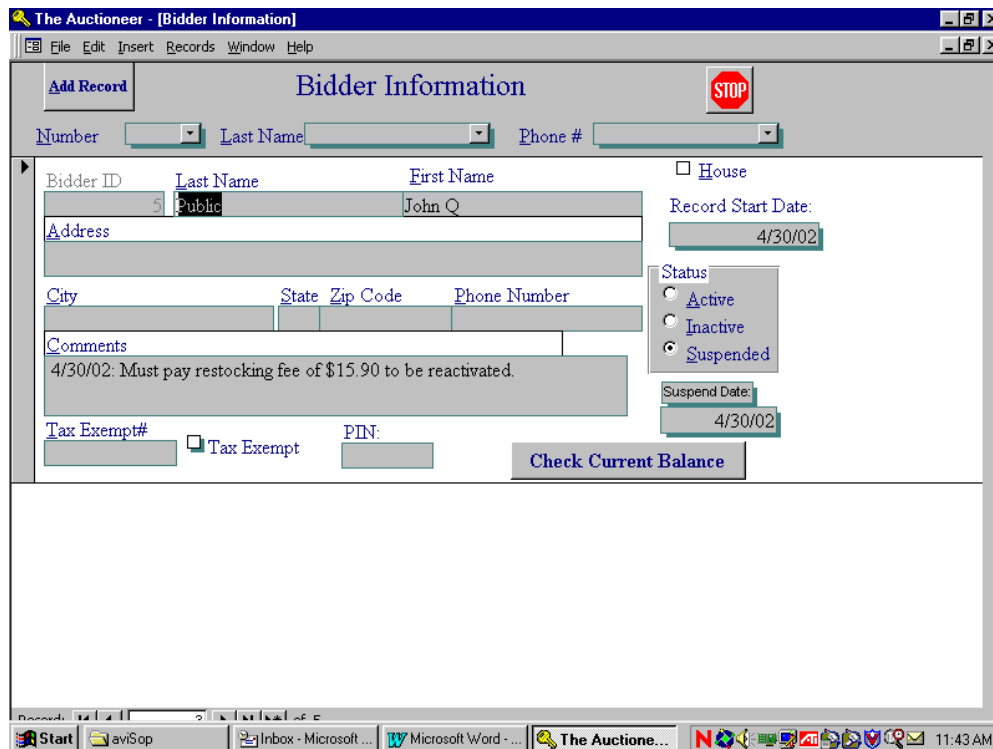
Press F1 to replot current bids

Form View NUM

Attempted bidding by a suspended bidder



Checking the suspended bidder's record.



Multiple levels of security

The screenshot shows a window titled "The Auctioneer - [frmPassword : Form]". The menu bar includes File, Edit, Insert, Records, Window, and Help. The main title is "Change Password" with a red "STOP" icon. The form contains the following elements:

- "Enter the Current Password:" followed by a text input field containing "*****".
- "Password Type" followed by a list box containing "Owner", "Manager", and "Regular".

At the bottom, the status bar shows "Form View" and a "NUM" indicator.

Walk-In Sales

The screenshot shows a window titled "The Auctioneer - [frmWalkin : Form]". The menu bar includes File, Edit, Insert, Records, Window, and Help. The main title is "Walk-In Orders" with a red "STOP" icon. The form contains the following elements:

- "Bidder #" followed by a dropdown menu showing "1".
- "Select Customer" followed by a dropdown menu showing "Stawicki, Richard".
- "Create Invoice" button.
- A table with columns: Lot, Unit Price, Item:, and QU. The first row contains: abc-1, \$55.00, an item that I sold here, and 1.
- "Find Next" button.
- Record navigation controls at the bottom: Record: [Previous] [Next] 1 of 1.

At the bottom, the status bar shows "Form View" and a "NUM" indicator.


Vendor Information

The Auctioneer - [Vendors]

File Edit Insert Records Window Help

Vendor Information

Select Vendor

 Add New Vendor

Mechandise Warehouse

Vendor Name

Address

Address2

City **State** **Zip**

Contact

Phone

Address

Established Merchant
 Consignment
 Walk-In

Record: 1 of 1

Consignment, regular, etc from drop down table drpvendorTypes


NUM

Lot Information

The Auctioneer - [Pallets]

File Edit Insert Records Window Help

Lot Information



Lot No	Vendor	Lot Description	Lot Cost	Sales
abc-1	Mechandise Warehouse	misc sundries	\$100.00	\$0.00
<input type="text"/>	<input type="text"/>		\$0.00	\$0.00

Record: 2 of 2

Form View

NUM

Customer Returns

The Auctioneer - [frmInvoice]

File Edit Insert Records Window Help

Customer Returns

Return ID # 1 Date 4/30/02 Bidder # 1 Last Name Stawicki First Name Richard

Address PO Box 721464 Phone Number (405) 360-8149 Tax Exempt

City Norman State OK Zip Code 73070 Status Active

Item	Qty	Unit Price	Extended Price	Reason	Restocking Fee

Sub Total
Sales Tax \$0.00
Total Refund

Record: 1 of 1
Form View

The Auctioneer - [frmInvoice]

File Edit Insert Records Window Help

Customer Returns

Select Customer Bidder

Return ID # 1 Date 4/30/02 Bidder # 1 Last Name Stawicki First Name Richard

Address PO Box 721464 Phone Number (405) 360-8149 Tax Exempt

City Norman State OK Zip Code 73070 Status Active

Item	Qty	Unit Price	Extended Price	Reason	Restocking Fee
InvoicedItems	Item	UnitPrice	Quantity		
2	an item that I so	\$55.00	1		
4	Item 1	\$10.00	1		
5	item 11	\$1.00	1		
6	Item 16	\$5.00	1		
7	item 20	\$10.00	1		\$0.00
3	Item 3	\$33.00	1		

Total Refund

Record: 1 of 1
Form View

The Auctioneer - [frmInvoice]

File Edit Insert Records Window Help

Customer Returns

Select Customer Bidder

Return ID # 1 Date 4/30/02 Bidder # 1 Last Name Stawicki First Name Richard

Address PO Box 721464 Phone Number (405) 360-8149 Tax Exempt

City Norman State OK Zip Code 73070 Status Active


Item	Qty	Unit Price	Extended Price	Reason	Restocking Fee
1	Item 1	\$10.00	\$10.00	Didn't Like	\$2.00
4					

Sub Total \$8.00
Sales Tax \$0.64
Total Refund \$8.64

Record: 1 of 1
Form View

See Current Balance (auction still going)

The Auctioneer - [frmOrderMain : Form]

Select Customer to View Current Balance: [Dropdown] Bidder: [Dropdown] 

Current Balance for: [House] [Invoiced]

[1] Stawicki [Richard]

Auction Date	Table	Item	Description	QTY	Price	Extended Price
4/30/02	1	1	Item 1	1	\$10.00	\$10.00
4/30/02	1	3	Item 3	1	\$33.00	\$33.00

Total Items: [2] Total QTY: [2]


Sub Total: \$43.00
Sales Tax: \$3.44
Total Due: \$46.44

Create Invoice

Form View NUM

Post Payments

The Auctioneer - [Post Payments : Form]

Post Payments 

Select Customer: Doe Bidder #: [Dropdown]

Invoice #	Date	Customer ID	Last Name	First Name
1	4/30/02	3	Doe	Jane

Address: [Text] Phone Number: [Text] Tax Exempt Tax Exempt#

City: [Text] State: [Text] Zip Code: [Text]

paid Date Paid: [Text] Status: Active

Date	QTY	Item Description	Unit Price	Extended Price
4/30/02	1	Item 7	\$77.00	\$77.00
		NU		

Sub Total: \$77.00
Sales Tax: \$6.16
Total Due: \$83.16

Record: [Page Navigation] 1 of 1 (Filtered)

Form View FLTR NUM

Sample Invoice

The Auctioneer - [Invoice : Report]

File Window Help

100% Close

My Cable Auction, Inc. **INVOICE**

123 Main St
Anywhere OK 73070

30-Apr-02

Jane Doe

Invoice #	Bidder #
1	3

Quantity	Item Description	Unit Price	Extended Price
1	(04/30/02-1/7) Item 7 NU	\$77.00	\$77.00
Subtotal:			\$77.00
Tax			\$6.16
Total:			\$83.16

Page: 1


Ready

Setting up Advertising text, font, color and speed

The Auctioneer - [Advertising Data]

File Edit Insert Records Window Help

Advertising Data

Edit Existing Ad: 

1 Advertiser EQUIP Software

Line 1:

Font: Courier Font Size: Color: Speed:

Line 2:

Font: Arial Font Size: Color: Speed:

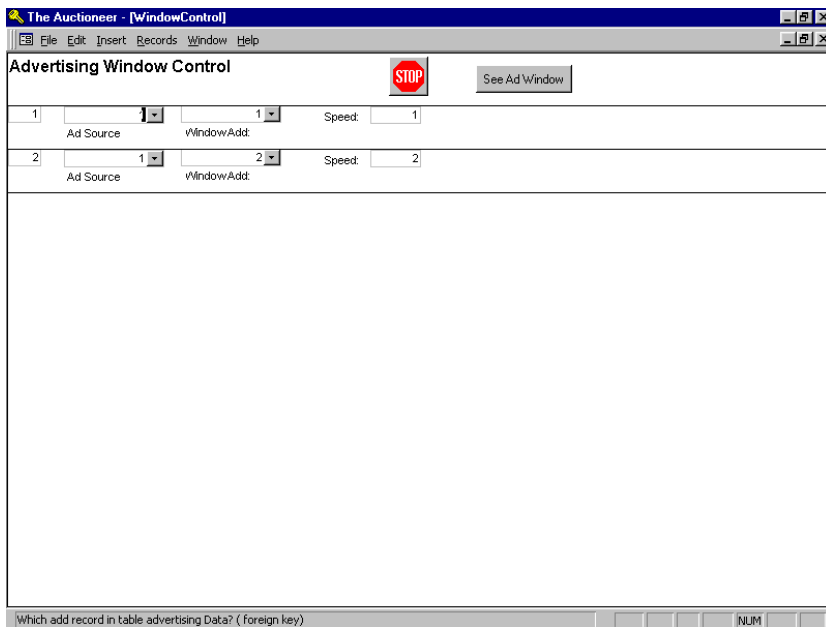
The behavior of scrolling ads is affected by the size of the font. If the ad behaves peculiar, try adjusting the size and or type of font. Be sure to check the ad via the "See Ad Window" button

AddFrequency: AddPrice:

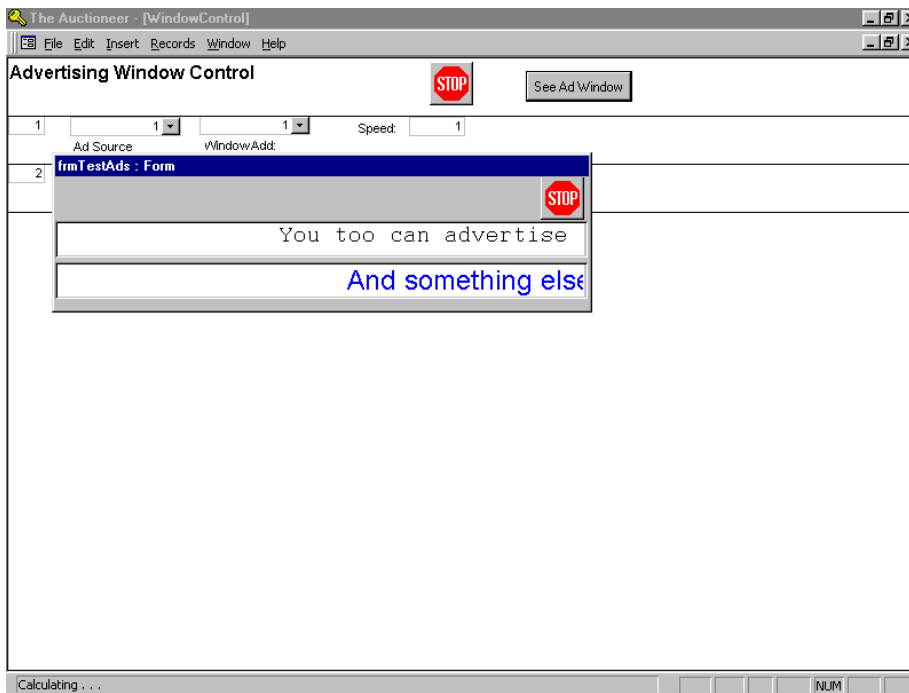
Record: 1 of 1

Font to use for ad in AddText1

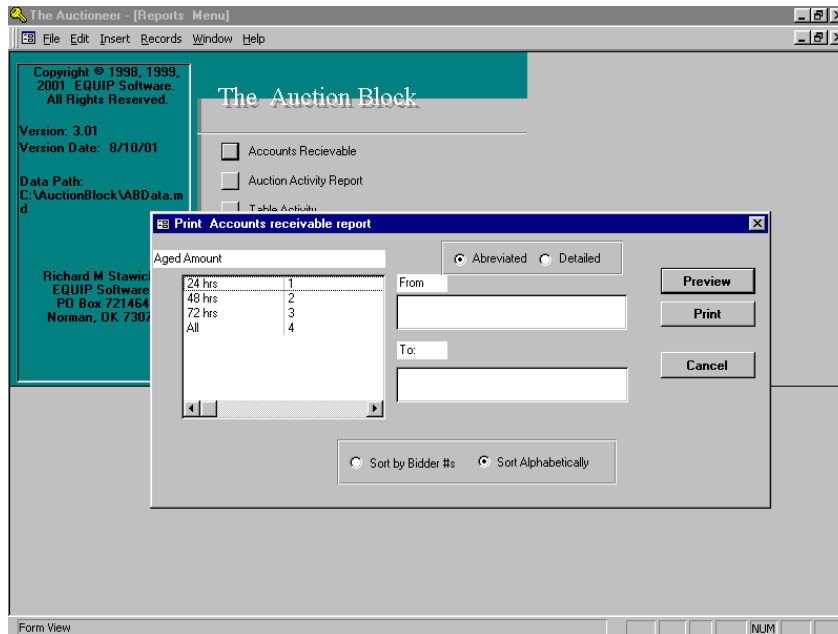
Selecting ads to display in scroll window



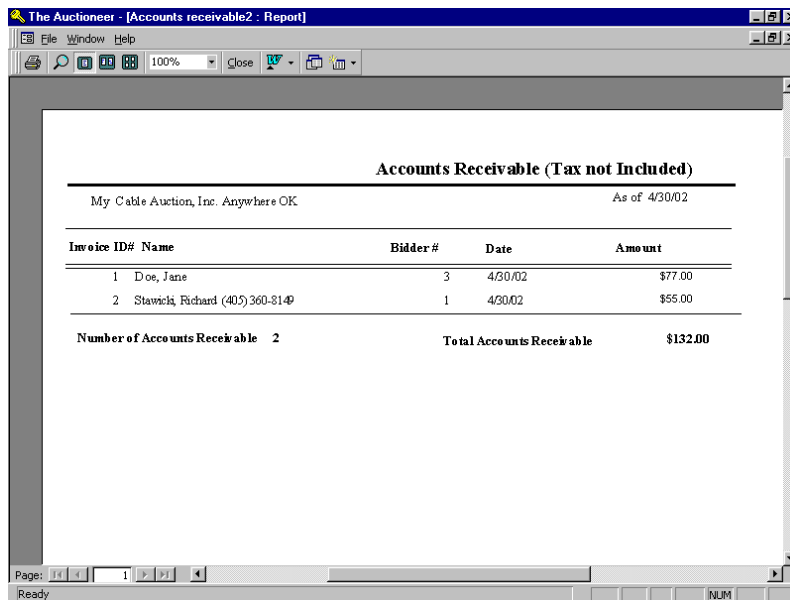
Testing the Scrolling Ad



Selecting the Accounts Receivable Report



Abbreviated Report



Detailed Report

The Auctioneer - [Query1]

File Window Help

100% Close

Winning Bidder Information (Accounts Receivable)
 from 1/1/90 To 4/30/02 11:25:18 AM

My Cable Auction, Inc. Anywhere OK

Date	Bidder #	Name		Tax	Total Due
4/30/02	3	Doe, Jane			
Item 7		\$77.00	1	\$77.00	
				\$6.16	\$83.16
4/30/02	1	Stawicki, Richard		(405) 360-8149	
an item that I sold here		\$55.00	1	\$55.00	
				\$4.40	\$59.40
		\$132.00		\$10.56	\$142.56
		Total Sales (Receivable)		Total Tax	Total Receivables:

Page: 1

Ready

Auction Activity Report

The Auctioneer - [TableData]

File Window Help

Fit Close

Activity - Table 2

Auction Start: 4/30/02 11:03:02 AM Auction End:

Item	Description	QTY	Bid	Bidder Info
1	Item 11	1	\$1.00	1 - Richard Stawicki
2	Item 12	1	\$2.00	2 - John Doe
3	Item 13	1	\$3.00	3 - Jane Doe
4	Item 14	1	\$4.00	4 - John Smith
5	Item 15	1	\$5.00	5 - John Q Public
6	Item 16	1	\$6.00	1 - Richard Stawicki
7	Item 17	1	\$7.00	2 - John Doe
8	Item 18	1	\$8.00	3 - Jane Doe
9	Item 19	1	\$9.00	4 - John Smith
10	Item 20	1	\$10.00	1 - Richard Stawicki
Total Items		10	Total Value	\$55.00
Total Items this report:		21	Total Sales this report: \$82.00	

Page: 2

Ready

Auction Activity

The screenshot shows a window titled "The Auctioneer - [Auctions]". The main content area displays the following information:

Auction Activity
My Cable Auction, Inc. Anywhere OK

Auction # 1

Auction Start: 4/30/02 11:03:02 AM Auction End: 4/30/02 11:33:45 AM

<i>Totals</i>	<i>House Items</i>
<i>Tables</i> 2	<i>Items</i> 0
<i>Items</i> 21	<i>House Sales</i> \$0.00
<i># Winning Bidders</i> 5	
<i>Actual Sales</i> \$682.00	

Page: 1 of 1
Ready

Cashiers Report

The screenshot shows a window titled "The Auctioneer - [rptCashier : Report]". The main content area displays the following information:

Cashier's Report
from 1/1/90 To 4/30/02 11:35:36 AM
My Cable Auction, Inc. Anywhere OK

Invoice	Name	Bidder #	Amount
2	Stawicki, Richard	1	\$55.00
3	Stawicki, Richard	1	\$60.00
4	Doe, John	2	\$97.00
1	Doe, Jane	3	\$77.00
5	Doe, Jane	3	\$77.00

Number of Accounts Collected: 5	\$366.00	\$29.28
	Total Sales Collected	Total Sales Taxes Collected

Page: 1 of 1
Ready

Cashiers Report – Returns

Cashier's Report of Returns

from 4/29/02 11:36:19 AM To 4/30/02 11:36:19 AM

My Cable Auction, Inc. Anywhere OK

Return	Name	Bidder #	Amount Before tax	Restocking	T
1	Stawicki, Richard	1	\$8.00	\$2.00	

Number of Accounts Refunded:	1	Total Refunds Before Tax:	\$8.00
		Total Taxes Refunded:	\$0.64
		Total:	\$8.64

Page: 1 of 1
Ready